

<http://www.glaciallight.com>

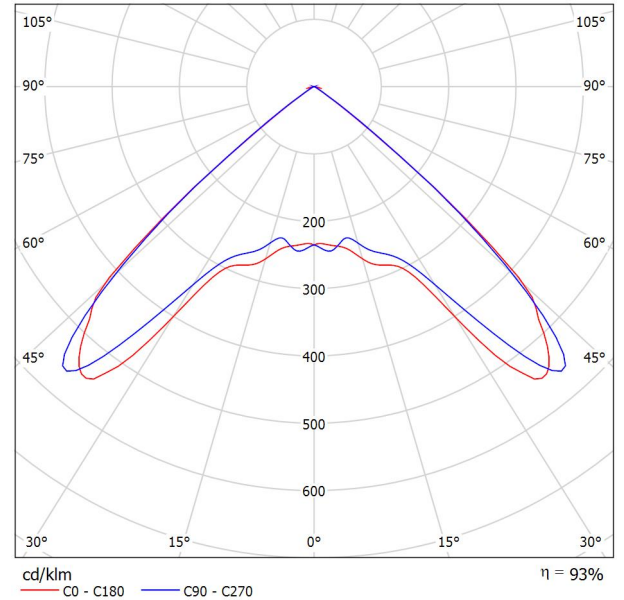
7F, No.352, Sec. 2, Zhongshan Rd., Zhonghe Dist., New Taipei City, Taiwan, 235, R.O.C.

Operator
 Telephone +886 2 2244-1227
 Fax +886 2 2244-1241
 e-Mail sales@GlacialLight.com

GlacialLight GL-FL15-CW-5000K-120D Lens-no lampshade / Luminaire Data Sheet

Luminous emittance 1:

See our luminaire catalog for an image of the luminaire.



Luminaire classification according to CIE: 100
 CIE flux code: 61 99 100 100 93

Luminous emittance 1:

Glare Evaluation According to UGR											
ρ Ceiling	70	70	50	50	30	70	70	50	50	30	
ρ Walls	50	30	50	30	30	50	30	50	30	30	
ρ Floor	20	20	20	20	20	20	20	20	20	20	
Room Size X Y	Viewing direction at right angles to lamp axis					Viewing direction parallel to lamp axis					
2H	2H	22.7	23.8	23.0	24.0	24.2	22.8	23.9	23.1	24.2	24.4
	3H	22.5	23.5	22.8	23.8	24.0	22.7	23.7	23.0	23.9	24.2
	4H	22.5	23.4	22.8	23.6	23.9	22.6	23.5	22.9	23.8	24.1
	6H	22.4	23.2	22.7	23.5	23.8	22.5	23.4	22.9	23.7	24.0
	8H	22.4	23.1	22.7	23.4	23.8	22.5	23.3	22.9	23.6	23.9
4H	12H	22.3	23.1	22.7	23.4	23.7	22.5	23.2	22.8	23.5	23.9
	2H	22.5	23.4	22.8	23.6	23.9	22.6	23.5	22.9	23.8	24.1
	3H	22.3	23.1	22.7	23.4	23.7	22.5	23.2	22.8	23.5	23.9
	4H	22.3	22.9	22.7	23.2	23.6	22.4	23.1	22.8	23.4	23.8
	6H	22.2	22.7	22.6	23.1	23.5	22.3	22.9	22.8	23.3	23.7
8H	8H	22.2	22.7	22.6	23.0	23.5	22.3	22.8	22.7	23.2	23.6
	12H	22.1	22.6	22.6	23.0	23.4	22.3	22.7	22.7	23.1	23.6
	4H	22.2	22.7	22.6	23.0	23.5	22.3	22.8	22.7	23.2	23.6
	6H	22.1	22.5	22.5	22.9	23.4	22.2	22.6	22.7	23.1	23.5
	8H	22.0	22.4	22.5	22.8	23.3	22.2	22.5	22.6	23.0	23.5
12H	12H	22.0	22.3	22.5	22.8	23.3	22.1	22.5	22.6	22.9	23.4
	4H	22.1	22.6	22.6	23.0	23.4	22.3	22.7	22.7	23.1	23.6
	6H	22.0	22.4	22.5	22.8	23.3	22.2	22.5	22.6	23.0	23.5
8H	22.0	22.3	22.5	22.8	23.3	22.1	22.5	22.6	22.9	23.4	
Variation of the observer position for the luminaire distances S											
S = 1.0H	+3.1 / -14.2					+3.3 / -12.7					
S = 1.5H	+4.7 / -22.4					+5.1 / -23.1					
S = 2.0H	+6.7 / -25.0					+7.1 / -26.0					
Standard table	BK00					BK00					
Correction Summand	3.9					4.0					
Corrected Glare Indices referring to 1730lm Total Luminous Flux											

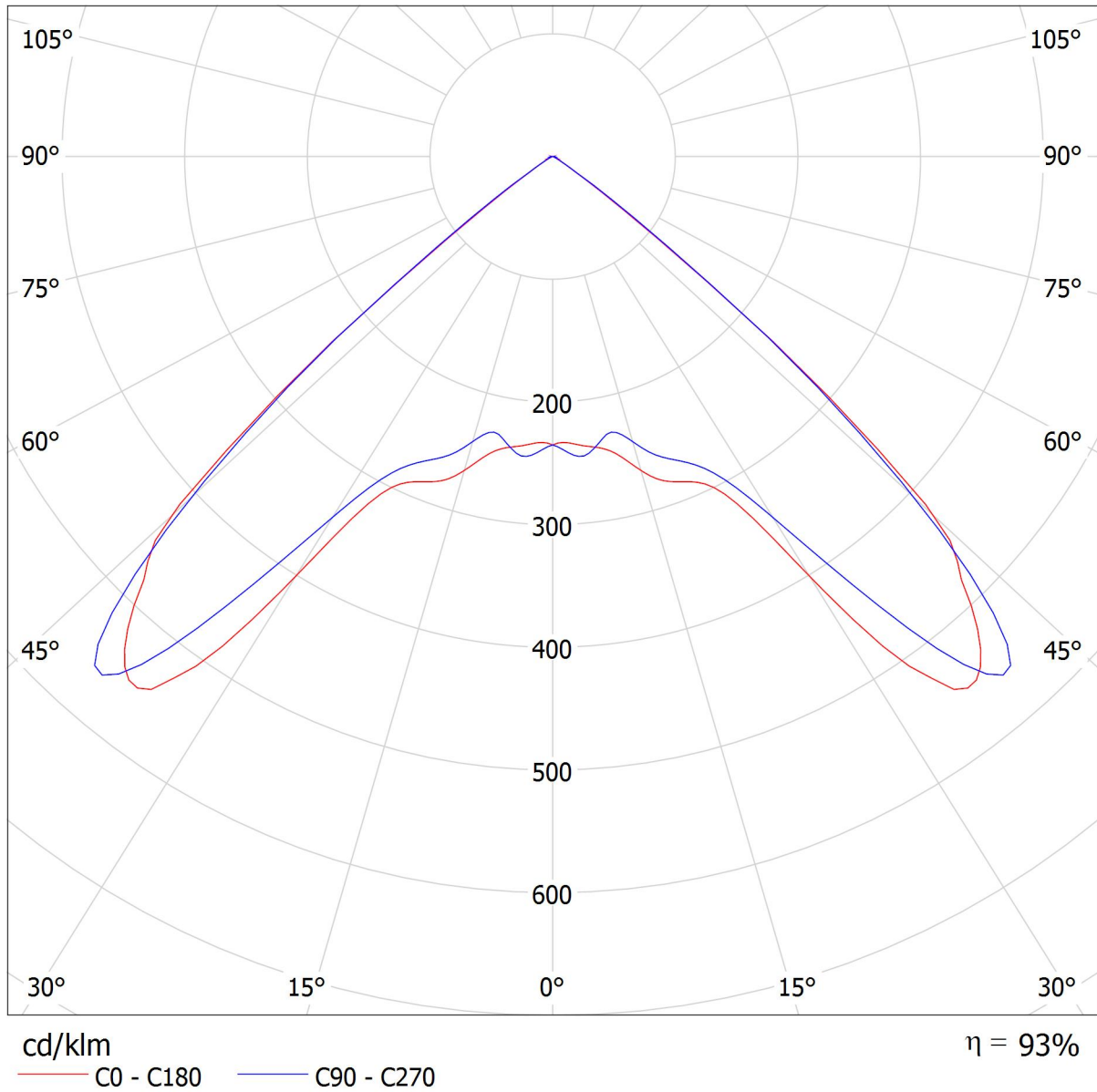
<http://www.glaciallight.com>

7F, No.352, Sec. 2, Zhongshan Rd., Zhonghe Dist., New Taipei City,
Taiwan, 235, R.O.C.

Operator
Telephone +886 2 2244-1227
Fax +886 2 2244-1241
e-Mail sales@GlacialLight.com

GlacialLight GL-FL15-CW-5000K-120D Lens-no lampshade / LDC (Polar)

Luminaire: GlacialLight GL-FL15-CW-5000K-120D Lens-no lampshade
Lamps: 1 x Flood Light



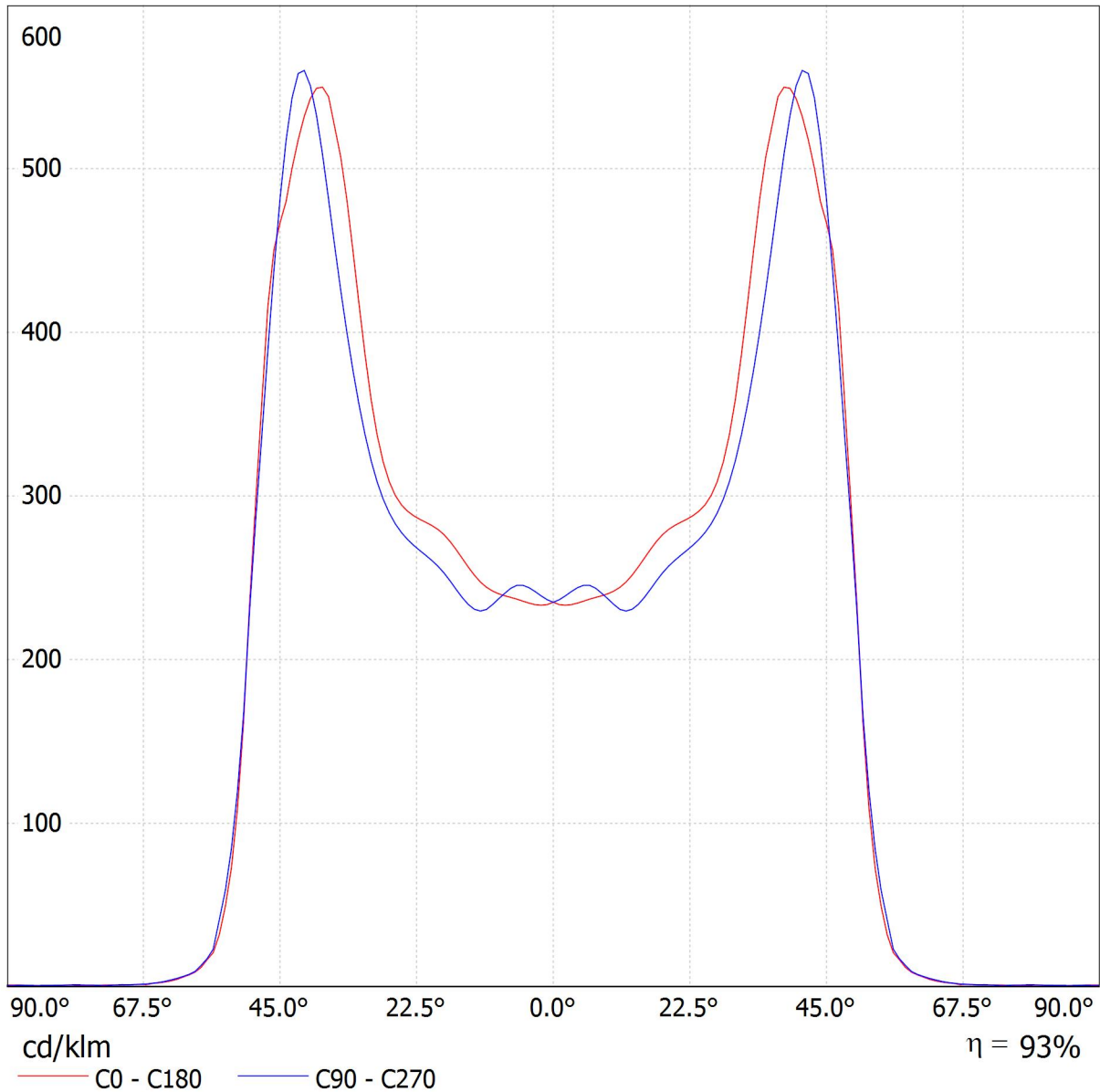
<http://www.glaciallight.com>

7F, No.352, Sec. 2, Zhongshan Rd., Zhonghe Dist., New Taipei City,
Taiwan, 235, R.O.C.

Operator
Telephone +886 2 2244-1227
Fax +886 2 2244-1241
e-Mail sales@GlacialLight.com

GlacialLight GL-FL15-CW-5000K-120D Lens-no lampshade / LDC (Linear)

Luminaire: GlacialLight GL-FL15-CW-5000K-120D Lens-no lampshade
Lamps: 1 x Flood Light



http://www.glaciallight.com

7F, No.352, Sec. 2, Zhongshan Rd., Zhonghe Dist., New Taipei City, Taiwan, 235, R.O.C.

Operator
 Telephone +886 2 2244-1227
 Fax +886 2 2244-1241
 e-Mail sales@GlacialLight.com

GlacialLight GL-FL15-CW-5000K-120D Lens-no lampshade / UGR-Table

Luminaire: GlacialLight GL-FL15-CW-5000K-120D Lens-no lampshade
 Lamps: 1 x Flood Light

Glare Evaluation According to UGR											
ρ Ceiling		70	70	50	50	30	70	70	50	50	30
ρ Walls		50	30	50	30	30	50	30	50	30	30
ρ Floor		20	20	20	20	20	20	20	20	20	20
Room Size X Y		Viewing direction at right angles to lamp axis					Viewing direction parallel to lamp axis				
2H	2H	22.7	23.8	23.0	24.0	24.2	22.8	23.9	23.1	24.2	24.4
	3H	22.5	23.5	22.8	23.8	24.0	22.7	23.7	23.0	23.9	24.2
	4H	22.5	23.4	22.8	23.6	23.9	22.6	23.5	22.9	23.8	24.1
	6H	22.4	23.2	22.7	23.5	23.8	22.5	23.4	22.9	23.7	24.0
	8H	22.4	23.1	22.7	23.4	23.8	22.5	23.3	22.9	23.6	23.9
	12H	22.3	23.1	22.7	23.4	23.7	22.5	23.2	22.8	23.5	23.9
4H	2H	22.5	23.4	22.8	23.6	23.9	22.6	23.5	22.9	23.8	24.1
	3H	22.3	23.1	22.7	23.4	23.7	22.5	23.2	22.8	23.5	23.9
	4H	22.3	22.9	22.7	23.2	23.6	22.4	23.1	22.8	23.4	23.8
	6H	22.2	22.7	22.6	23.1	23.5	22.3	22.9	22.8	23.3	23.7
	8H	22.2	22.7	22.6	23.0	23.5	22.3	22.8	22.7	23.2	23.6
	12H	22.1	22.6	22.6	23.0	23.4	22.3	22.7	22.7	23.1	23.6
8H	4H	22.2	22.7	22.6	23.0	23.5	22.3	22.8	22.7	23.2	23.6
	6H	22.1	22.5	22.5	22.9	23.4	22.2	22.6	22.7	23.1	23.5
	8H	22.0	22.4	22.5	22.8	23.3	22.2	22.5	22.6	23.0	23.5
	12H	22.0	22.3	22.5	22.8	23.3	22.1	22.5	22.6	22.9	23.4
12H	4H	22.1	22.6	22.6	23.0	23.4	22.3	22.7	22.7	23.1	23.6
	6H	22.0	22.4	22.5	22.8	23.3	22.2	22.5	22.6	23.0	23.5
	8H	22.0	22.3	22.5	22.8	23.3	22.1	22.5	22.6	22.9	23.4
Variation of the observer position for the luminaire distances S											
S = 1.0H		+3.1 / -14.2					+3.3 / -12.7				
S = 1.5H		+4.7 / -22.4					+5.1 / -23.1				
S = 2.0H		+6.7 / -25.0					+7.1 / -26.0				
Standard table		BK00					BK00				
Correction Summand		3.9					4.0				
Corrected Glare Indices referring to 1730lm Total Luminous Flux											

The UGR values have been calculated according to CIE Publ. 117 Spacing-to-Height-Ratio = 0.25.

http://www.glaciallight.com

7F, No.352, Sec. 2, Zhongshan Rd., Zhonghe Dist., New Taipei City, Taiwan, 235, R.O.C.

Operator
 Telephone +886 2 2244-1227
 Fax +886 2 2244-1241
 e-Mail sales@GlacialLight.com

GlacialLight GL-FL15-CW-5000K-120D Lens-no lampshade / Glare Data Sheet

Luminaire: GlacialLight GL-FL15-CW-5000K-120D Lens-no lampshade

Lamps: 1 x Flood Light

Glare Evaluation According to UGR											
ρ Ceiling	70	70	50	50	30	70	70	50	50	30	
ρ Walls	50	30	50	30	30	50	30	50	30	30	
ρ Floor	20	20	20	20	20	20	20	20	20	20	
Room Size X Y		Viewing direction at right angles to lamp axis					Viewing direction parallel to lamp axis				
2H	2H	22.7	23.8	23.0	24.0	24.2	22.8	23.9	23.1	24.2	24.4
	3H	22.5	23.5	22.8	23.8	24.0	22.7	23.7	23.0	23.9	24.2
	4H	22.5	23.4	22.8	23.6	23.9	22.6	23.5	22.9	23.8	24.1
	6H	22.4	23.2	22.7	23.5	23.8	22.5	23.4	22.9	23.7	24.0
	8H	22.4	23.1	22.7	23.4	23.8	22.5	23.3	22.9	23.6	23.9
	12H	22.3	23.1	22.7	23.4	23.7	22.5	23.2	22.8	23.5	23.9
4H	2H	22.5	23.4	22.8	23.6	23.9	22.6	23.5	22.9	23.8	24.1
	3H	22.3	23.1	22.7	23.4	23.7	22.5	23.2	22.8	23.5	23.9
	4H	22.3	22.9	22.7	23.2	23.6	22.4	23.1	22.8	23.4	23.8
	6H	22.2	22.7	22.6	23.1	23.5	22.3	22.9	22.8	23.3	23.7
	8H	22.2	22.7	22.6	23.0	23.5	22.3	22.8	22.7	23.2	23.6
	12H	22.1	22.6	22.6	23.0	23.4	22.3	22.7	22.7	23.1	23.6
8H	4H	22.2	22.7	22.6	23.0	23.5	22.3	22.8	22.7	23.2	23.6
	6H	22.1	22.5	22.5	22.9	23.4	22.2	22.6	22.7	23.1	23.5
	8H	22.0	22.4	22.5	22.8	23.3	22.2	22.5	22.6	23.0	23.5
	12H	22.0	22.3	22.5	22.8	23.3	22.1	22.5	22.6	22.9	23.4
12H	4H	22.1	22.6	22.6	23.0	23.4	22.3	22.7	22.7	23.1	23.6
	6H	22.0	22.4	22.5	22.8	23.3	22.2	22.5	22.6	23.0	23.5
	8H	22.0	22.3	22.5	22.8	23.3	22.1	22.5	22.6	22.9	23.4
Variation of the observer position for the luminaire distances S											
S = 1.0H	+3.1 / -14.2					+3.3 / -12.7					
S = 1.5H	+4.7 / -22.4					+5.1 / -23.1					
S = 2.0H	+6.7 / -25.0					+7.1 / -26.0					
Standard table	BK00					BK00					
Correction Summand	3.9					4.0					
Corrected Glare Indices referring to 1730lm Total Luminous Flux											

The UGR values have been calculated according to CIE Publ. 117 Spacing-to-Height-Ratio = 0.25.

